


## LOCK-VALVE - VALVOLE DI ACCESSO

**PERDITA MINIMA: MINIMIZZA IL RILASCIO DI REFRIGERANTE NELL'ATMOSFERA**



A



B

### LOCK-VALVE

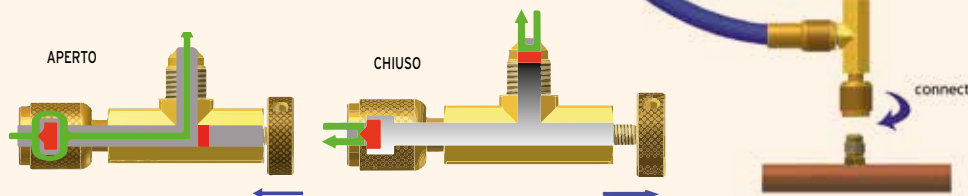
Valvole di accesso

- Sistema di tenute ad elevata efficienza che garantisce assenza di fughe di gas.
- Volumi estremamente ridotti che evitano perdite di gas durante la fase di collegamento e scollegamento della valvola.
- Elevata facilità di manovra.
- Permettono la regolazione del flusso del refrigerante.
- Evitano il rischio di bruciature alle dita al momento dello scollegamento.
- Accuratezza costruttiva che garantisce la compatibilità con il 100% degli impianti in commercio.
- Tenute in PTFE per garantire la compatibilità con CFC, HCFC, HFC e HFO.
- Pressione massima di esercizio 52bar.
- Dimensioni: 140 x 100 x 20 mm.
- Peso: 0,10 Kg.

Rif	Codice	Modello	Descrizione
A	05059049001	LOCK-VALVE 1/4"	1/4" SAE F x 1/4" SAE M
B	05059050001	LOCK-VALVE 5/16"	5/16" SAE F x 5/16" SAE M
	05059053001	LOCK-VALVE/5-4	5/16" SAE F x 1/4" SAE M
	05059063001	LOCK-VALVE/4-5	1/4" SAE F x 5/16" SAE M
	05059076001	LOCK-VALVE/AS-4	1/2 16" AS F x 1/4" M
	05059077001	LOCK-VALVE/AS-5	1/2 16" AS F x 5/16" M



Schema di connessione



Accessori e ricambi



A



B



C


Rif	Codice	Modello	Descrizione
A	14020097	G-LV/T-WIG	Kit 5 pz. guarnizioni per LOCK-VALVE
	14020122	OR-LV-WIG	Kit 10 OR per LOCK-VALVE
B	08008059	LOCK-VALVE-CARE	Utensile per semplice sostituzione guarnizioni in Lock Valve, EW e tubi flessibili
C	08008065	LOCK-VALVE-CARE-WIG	Espositore con 10 pz di LOCK VALVE CARE

## LOCK-VALVE - ACCESS VALVE

MINIMUM LEAKAGE: REDUCES RELEASE OF REFRIGERANT INTO THE ATMOSPHERE



A



B

### LOCK-VALVE

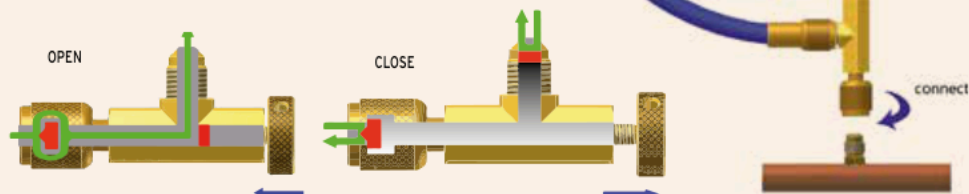
#### Access valves

- Very efficient tightness that guarantees no gas leaks.
- Extremely reduced volumes that prevent gas leaks during the valve connecting or disconnecting phase.
- Very easy to handle.
- Allow to regulate the refrigerant flow.
- Prevent the burning risks to fingers when disconnecting.
- Constructive precision that guarantees 100% compatibility with the systems on the market.
- PTFE seal compatible with CFC, HCFC, HFC and HFO.
- Maximum operating pressure 52 bar.
- Dimensions: 140x100x20 mm.
- Weight: 0,10 kg

Ref	Code	Model	Description
A	05059049001	LOCK-VALVE 1/4"	1/4" SAE F x 1/4" SAE M
B	05059050001	LOCK-VALVE 5/16"	5/16" SAE F x 5/16" SAE M
	05059053001	LOCK-VALVE/5-4	5/16" SAE F x 1/4" SAE M
	05059063001	LOCK-VALVE/4-5	1/4" SAE F x 5/16" SAE M
	05059076001	LOCK-VALVE/AS-4	1/2 16" AS F x 1/4" M
	05059077001	LOCK-VALVE/AS-5	1/2 16" AS F x 5/16" M



#### Connecting scheme



#### Spare parts and accessories



A



B



C

Ref	Code	Model	Description
A	14020097	G-LVT-WIG	Kit 5pcs gaskets for LOCK-VALVE and EW3900/EW4900
	14020122	OR-LV-WIG	Kit 10 OR for LOCK-VALVE
B	08008059	LOCK-VALVE-CARE	Gasket easy replacement tool
C	08008065	LOCK-VALVE-CARE-WIG	Counter display with 10 pcs LOCK-VALVE-CARE